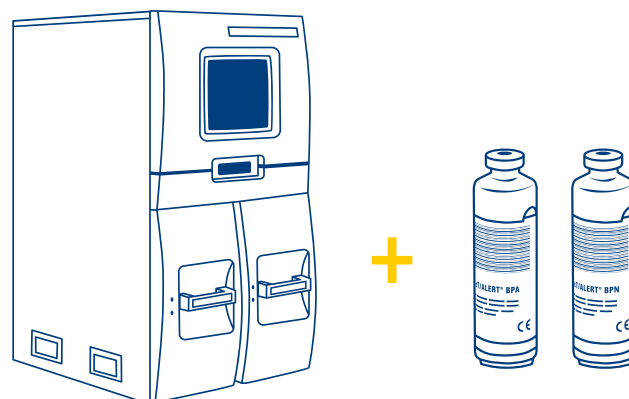




THREE SIMPLE STEPS TO IMPROVED QUALITY CONTROL.

- 1. SAMPLE** Sample 4-10 mL at least 24 hours after collection
- 2. CULTURE** Use of aerobic and anaerobic bottles maximizes scope of detection
- 3. RELEASE** Release on negative to date results, continue monitoring until end of test time

GET THE RIGHT QUALITY-CONTROL SOLUTIONS FOR YOUR BLOOD BANK.



PROTECT PATIENT SAFETY FROM COLLECTION TO TRANSFUSION.

COLLECTION > PRODUCTION

Platelet concentrates collected from donors by leukocyte reduced apheresis or whole blood platelets

BLOOD BANK QUALITY CONTROL

Automated culture methods detect microorganisms in samples to remove contaminated units

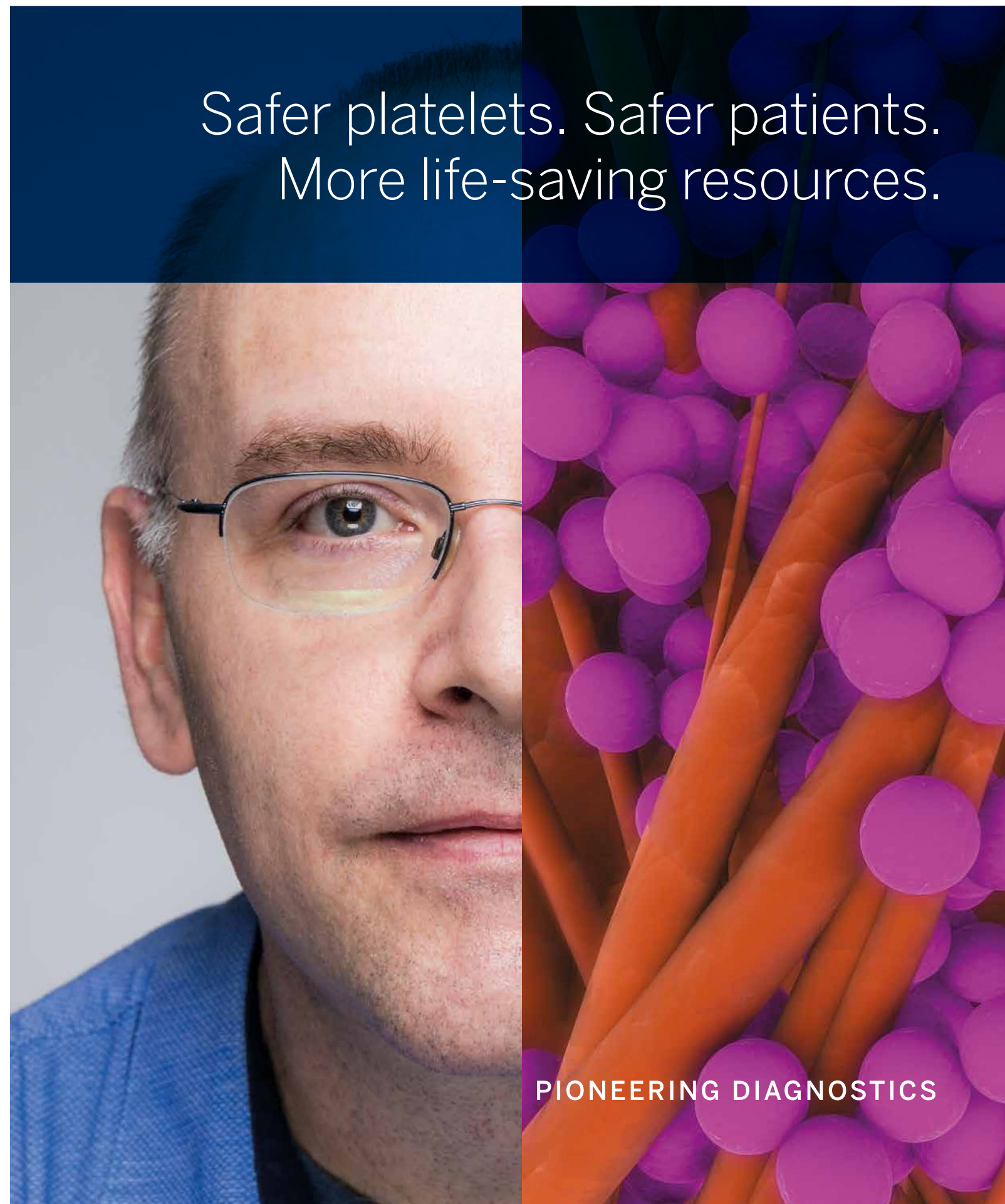
TRANSFUSION SERVICES

Platelets released to hospital on negative to date results, with continued sample monitoring

PATIENTS

Patients receive safe, effective therapeutic interventions with life-saving platelet transfusions

Safer platelets. Safer patients.
More life-saving resources.



PIONEERING DIAGNOSTICS

A proven automated bacterial detection system.

Extend platelet shelf life up to 7 days with the proven pioneer in testing solutions.

As platelets have a short shelf life and the highest contamination risk of any transfusable blood component, reliable quality control methods are essential to protect patients from the risk of septic reactions. With quality control testing solutions from bioMérieux, blood banks can ensure the safety and efficacy of platelets, cut down on costly discards, and improve availability of life-saving resources.

BOOST AVAILABILITY OF CRITICAL RESOURCES WHILE REDUCING OUTDATED DISCARDS.

In accordance with US FDA clearance for secondary safety measure testing and existing global best practices, bioMérieux quality solutions can extend platelet shelf life up to a total of seven days—a potential 40% increase from the previous limit.

7

day potential shelf life

40%

potential increase in storage shelf life

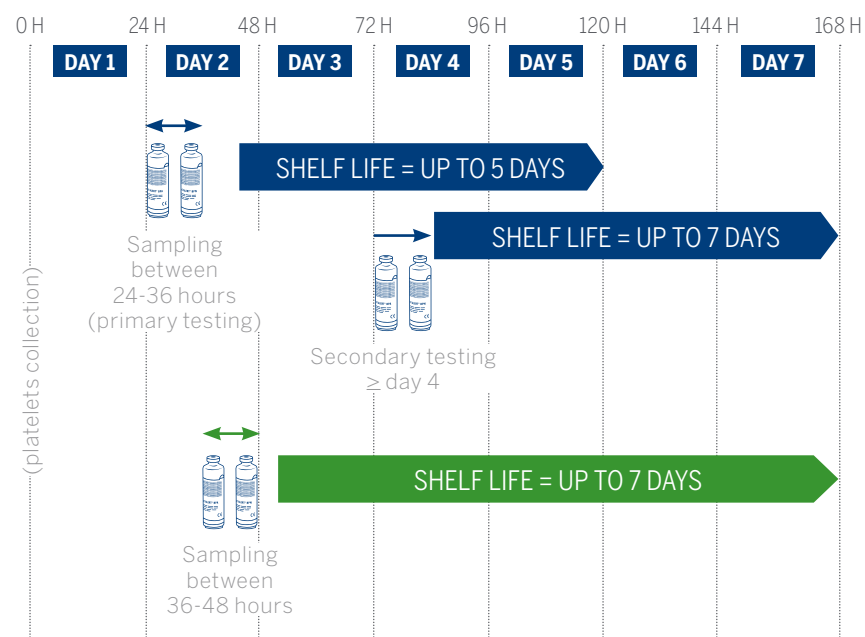
PLATELET TESTING PROTOCOLS WITH BACT/ALERT® TO EXTEND PLATELET SHELF LIFE UP TO 7 DAYS.

SECONDARY TESTING

As per FDA clearance for secondary Safety Measure Testing, sampling should be done no sooner than Day 4 post collection with both aerobic and anaerobic bottles (8-10 mL sample per bottle)

LARGE VOLUME DELAYED TESTING STRATEGY

Sampling between 36 hours and 48 hours post collection with both aerobic and anaerobic bottles (8 mL sample per bottle)



BACT/ALERT®

BACT/ALERT is an automated, colorimetric culture system used to detect both aerobic and anaerobic bacteria. BACT/ALERT culture bottles contain a pH-sensitive liquid sensor that changes color according to the amounts of CO₂ produced by bacteria in a sample.

- Easy to use, with fast, actionable results
- Aerobic and anaerobic culture bottles for broad scope of detection
- Strong laboratory evidence of efficacy
- Proven robustness
- FDA-approved and CE-certified
- Cost effective

PRESERVE PLATELET QUALITY AND FUNCTION. ENSURE PATIENT SAFETY AND THERAPEUTIC EFFICACY.

Unlike methods that rely on chemical inactivation to remove the risk of harmful pathogens, non-destructive bacterial screening with BACT/ALERT systems ensures full platelet quality and uncompromised function. This gives clinicians more of the resources they need to treat patients with low platelet levels caused by illness, major surgery, or extensive blood loss.



Extend shelf life up to a total of 7 days



Improved availability of life-saving platelets



Optimized blood bank inventory management



Significant cost savings due to reduction of outdated platelet discards

INTERNATIONALLY VALIDATED. TRUSTED AROUND THE GLOBE.

In routine use by more than 300 blood collection and transfusion facilities around the world, ensuring a high level of safety and efficacy in over 2.5 million platelet transfusions per year.